



New Build

NAU
YACHTS

B30

MOTOR YACHT

BLAUNDUS YACHTS 30M

2028

FLAG -

MOTOR YACHT

B30



BLAUNDUS B30 is a 30-metre expedition motor yacht designed for long-range autonomous cruising, reliable operation in demanding conditions, and comfortable life on board. She features a steel hull with an aluminium superstructure, a full displacement of approximately 220 tonnes, gross tonnage of around 290 GT, and a loaded draft of about 2.25 metres.

The interior layout includes six cabins for the owner and guests, among them a full-beam master suite of approximately 28 square metres with a private lobby, a VIP cabin located on the upper deck, and four additional guest cabins. Crew accommodation is arranged separately and includes a dedicated captain's cabin, with space for up to five crew members, allowing for professional service during extended voyages.

Outdoor areas are distributed across three decks. The upper deck offers around 65 square metres of usable space for relaxation and socialising, while the aft section features a beach club of approximately 22 square metres with direct access to the water. All exterior decks are finished in teak and designed for practical, durable use during long passages.

Propulsion is provided by twin MAN D2676 LE245 diesel engines, each producing 650 hp and coupled to ZF gearboxes. The yacht cruises comfortably at 9–10 knots, reaches a maximum speed of up to 13.5 knots, and offers an impressive range of approximately 4,500 nautical miles at economical speed, making her suitable for intercontinental routes.

Electrical power is supplied by two Kohler generators, while harbour manoeuvring is assisted by a hydraulic bow thruster. Fuel capacity is approximately 27 cubic metres, with fresh water capacity of around 6.6 cubic metres, complemented by dedicated holding tanks in line with the requirements of long-term autonomous operation.

BLAUNDUS B30 is a true expedition motor yacht, combining a robust steel construction, substantial range, and a rational, well-balanced layout, ideally suited for owners seeking extended, independent ocean voyages.

[see more information about M/Y B30 at www.nauyachts.com](http://www.nauyachts.com)

SPECIFICATION

SHIPYARD, MODEL	Blaundus Yachts B30
DELIVERY AT THE SHIPYARD	2028
LENGTH	30 m
WATERLINE LENGTH	27.59 m
HULL CONFIGURATION	DISPLACEMENT
BEAM	7.03 m
RANGE	4500
DRAFT	2.25 m
GROSS TONNAGE	290 GT
YACHT CLASS	CE
CABINS	5+3
MASTER CABIN	MAIN DECK
GUESTS	10
BERTHS	10+5
CREW	5
HEADS	6+3

EXTERIOR DESIGN	UNIQUE YACHT DESIGN
INTERIOR DESIGN	STUDIO URUN DESIGN
HULL	STEEL
SUPERSTRUCTURE	ALUMINIUM
ENGINES	2 x MAN D2676 LE245 650 h.p.
TYPE OF DRIVE	SHAFT LINE
ENGINE HOURS	N/A
MAXIMUM SPEED	13.5 kn
CRUISING SPEED	9 kn
FUEL CONSUMPTION AT ECONOMICAL SPEED	N/A
FUEL	27059 l
GREY WATER	2312 l
BLACK WATER	1004 l
FRESH WATER	66490 l
DISPLACEMENT	220

[see more information about M/Y B30 at www.nauyachts.com](http://www.nauyachts.com)



EXTERIOR BLAUNDUS B30

M/Y B30



EXTERIOR BLAUNDUS B30

M/Y B30



BEACH CLUB

M/Y B30



BEACH CLUB

M/Y B30



BEACH CLUB

M/Y B30



BEACH CLUB

M/Y B30



BEACH CLUB

M/Y B30



AFT UPPER DECK LOUNGE AREA

M/Y B30



AFT UPPER DECK LOUNGE AREA

M/Y B30



AFT UPPER DECK DINING AREA

M/Y B30



AFT UPPER DECK DINING AREA

M/Y B30



SUNDECK LOUNGE AREA

M/Y B30



SUNDECK LOUNGE AREA

M/Y B30



MAIN SALON LOUNGE AREA

M/Y B30



MAIN SALON LOUNGE AREA

M/Y B30



MAIN SALON LOUNGE AREA

M/Y B30



MAIN SALON DINING AREA

M/Y B30



MAIN SALON DINING AREA

M/Y B30



MAIN SALON DINING AREA

M/Y B30



GALLEY

M/Y B30



GALLEY

M/Y B30



GALLEY

M/Y B30



MASTER CABIN

M/Y B30




MASTER CABIN

M/Y B30



MASTER BATHROOM

M/Y B30




MASTER BATHROOM

M/Y B30



MASTER CABIN

M/Y B30



MASTER CABIN

M/Y B30



MASTER BATHROOM

M/Y B30



VIP CABIN

M/Y B30



VIP CABIN

M/Y B30



VIP BATHROOM

M/Y B30




VIP BATHROOM

M/Y B30



VIP CABIN

M/Y B30



VIP CABIN

M/Y B30



VIP CABIN

M/Y B30



VIP CABIN

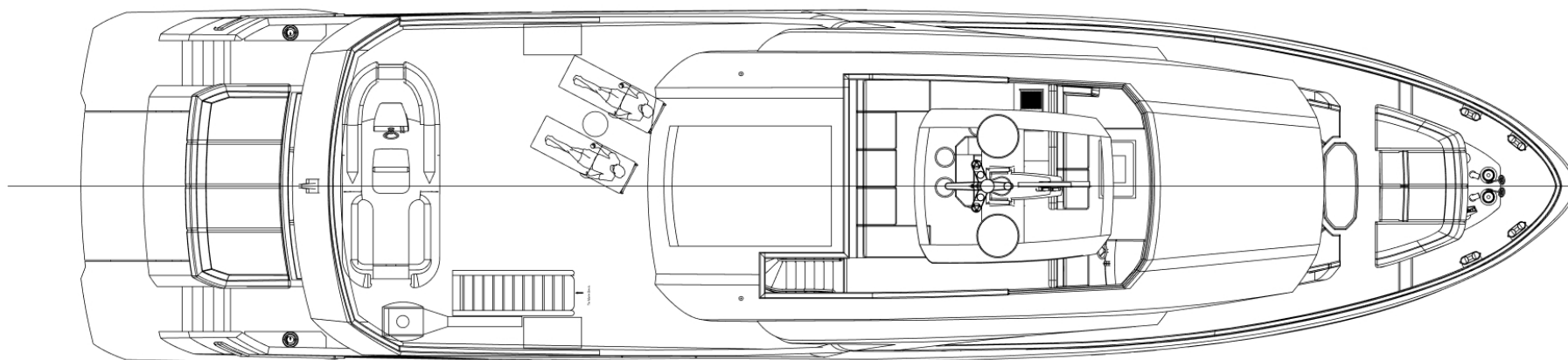
M/Y B30



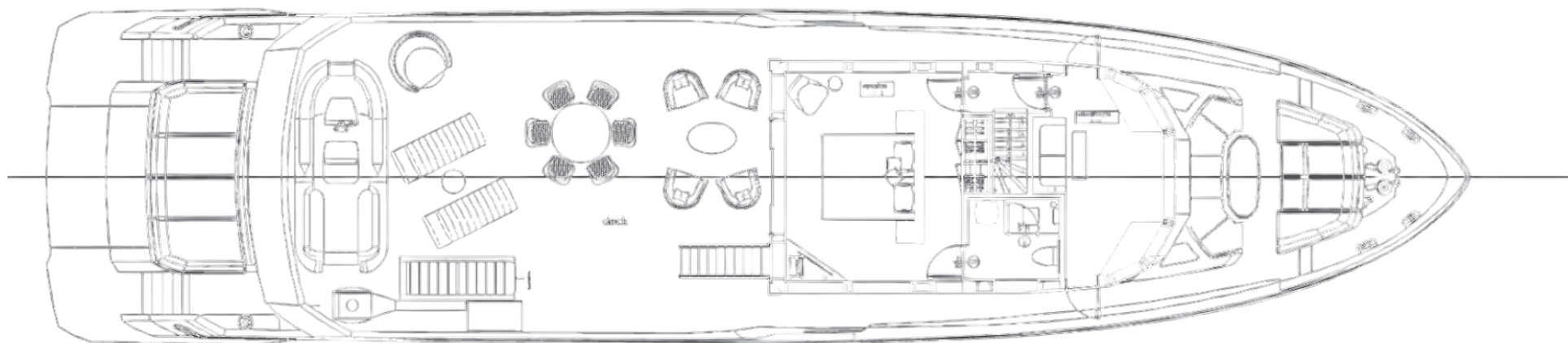
VIP BATHROOM

M/Y B30

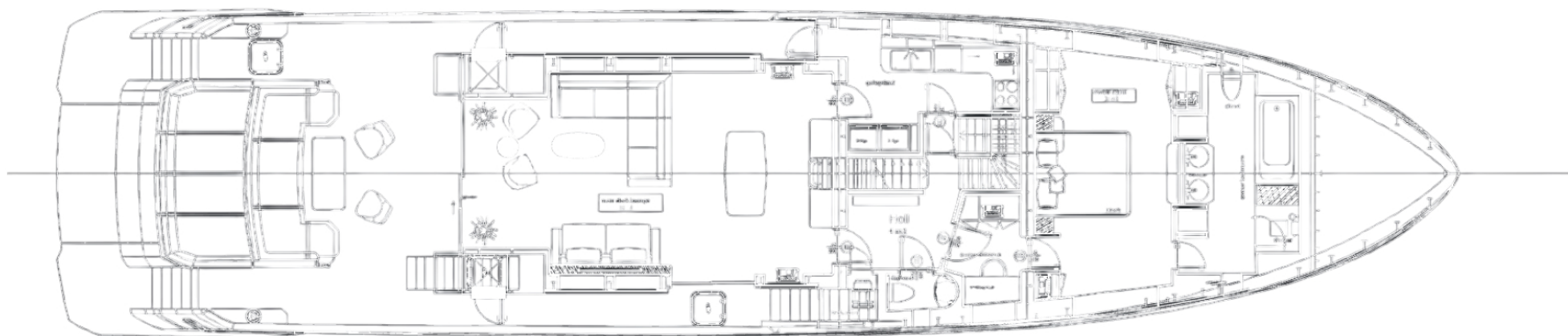
General Arrangement



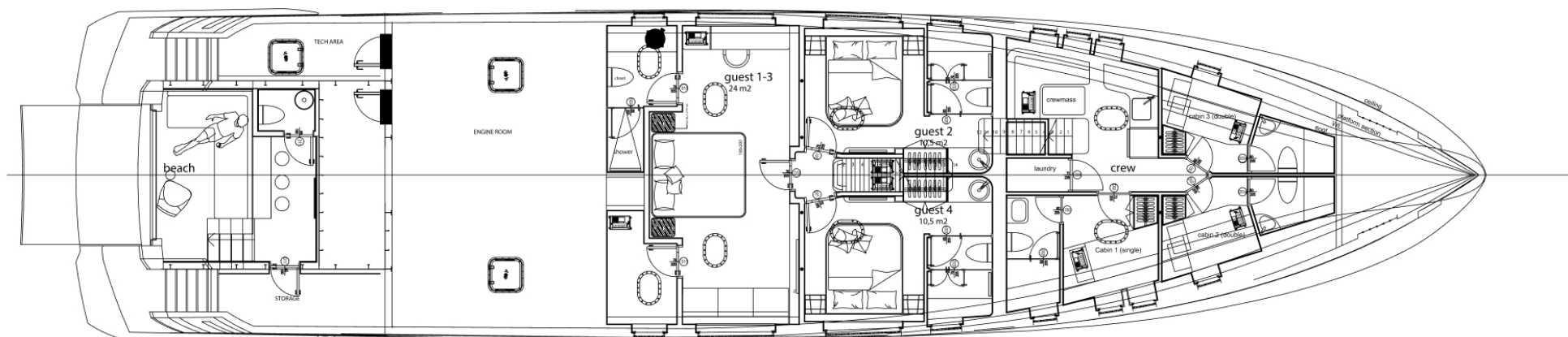
SUNDECK



UPPER DECK



MAIN DECK



LOWER DECK



KIRILL KUATOV

+377 607 93 15 20

+39 333 576 44 44

 [Send e-mail](#)

 WhatsApp

 Telegram