



New Build

NAU
YACHTS


ZEELANDER 7

MOTOR YACHT ZEELANDER 20.3M 2027

FLAG -

MOTOR YACHT

ZEELANDER 7



The **Zeelander 7** is a high-performance motor yacht, designed by **Zeelander Yachts** in collaboration with Cor D. Rover. This yacht combines elegant design with comfort, even at high speeds. Equipped with three Volvo Penta D13-IPS engines, available in 1,200 or 1,350 hp configurations, the Zeelander 7 achieves impressive results, offering a range of 610 nautical miles at cruising speed.

With a beam of 6.0 meters (19.8 feet) and a draft of 1.5 meters (4.7 feet), the yacht provides ample space while maintaining a sporty profile. Designed with a deep-V hull, the **Zeelander 7** demonstrates excellent performance on the water.

The yacht's layout offers 6 berths in three cabins, each with private bathrooms. The master cabin, located at the bow of the lower deck, spans the full beam and features a king-size bed, while the two guest cabins are equipped with queen-size beds. The main deck is an open space where the cockpit, bar, and salon seamlessly merge through large sliding doors. The raised lounge area and helm station provide excellent visibility. At the stern, the yacht features a spacious swimming platform and a hidden tender garage with a launch system.

The **Zeelander 7** combines the agility and performance of a sports yacht with the comfort of a superyacht, making it the perfect choice for owners who value speed, style, and ease of cruising.

[see more information about M/Y Zeelander 7 at www.nauyachts.com](http://www.nauyachts.com)

SPECIFICATION

SHIPYARD, MODEL	Zeelander 7
BUILT	2027
LENGTH	20.3 m
WATERLINE LENGTH	17.29 m
HULL CONFIGURATION	PLANING
BEAM	6 m
RANGE	610
DRAFT	1.5 m
GROSS TONNAGE	N/A
YACHT CLASS	CE
CABINS	3+1
MASTER CABIN	LOWER DECK
GUESTS	6
BERTHS	6+2
CREW	2
HEADS	3+1

EXTERIOR DESIGN	ZEELANDER YACHTS
INTERIOR DESIGN	COR D. ROVER DESIGN
HULL	GRP
SUPERSTRUCTURE	GRP
ENGINES	3 x Volvo Penta D13 IPS 1200 h.p.
TYPE OF DRIVE	VOLVO PENTA IPS
ENGINE HOURS	N/A
MAXIMUM SPEED	40 kn
CRUSING SPEED	32 kn
FUEL CONSUMPTION AT ECONOMICAL SPEED	~ 255 l/h
FUEL	6000 l
GREY WATER	400 l
BLACK WATER	400 l
FRESH WATER	1500 l
DISPLACEMENT	42

[see more information about M/Y Zeelander 7 at www.nauyachts.com](http://www.nauyachts.com)



EXTERIOR ZEELANDER 7

M/Y ZEELANDER 7



EXTERIOR ZEELANDER 7

M/Y ZEELANDER 7



BOW AREA

M/Y ZEELANDER 7



STARBOARD

M/Y ZEELANDER 7



EXTERIOR ZEELANDER 7

M/Y ZEELANDER 7



EXTERIOR ZEELANDER 7

M/Y ZEELANDER 7



EXTERIOR ZEELANDER 7

M/Y ZEELANDER 7



SWIMMING PLATFORM

M/Y ZEELANDER 7



AFT MAIN DECK LOUNGE AREA

M/Y ZEELANDER 7



AFT MAIN DECK LOUNGE AREA

M/Y ZEELANDER 7



AFT MAIN DECK LOUNGE AREA

M/Y ZEELANDER 7



AFT MAIN DECK BAR

M/Y ZEELANDER 7



MAIN SALON DINING AREA

M/Y ZEELANDER 7



MAIN HELM STATION

M/Y ZEELANDER 7



MAIN HELM STATION

M/Y ZEELANDER 7



MASTER CABIN

M/Y ZEELANDER 7



MAKE-UP TABLE IN MASTER CABIN

M/Y ZEELANDER 7



MASTER BATHROOM

M/Y ZEELANDER 7



VIP CABIN

M/Y ZEELANDER 7



CREW CABIN

M/Y ZEELANDER 7



GARAGE

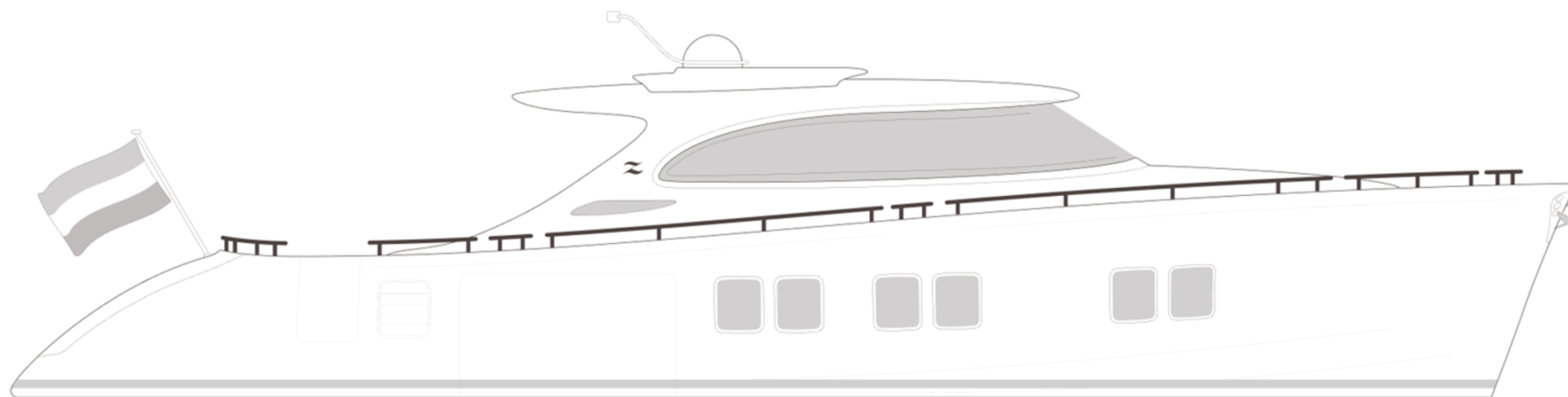
M/Y ZEELANDER 7



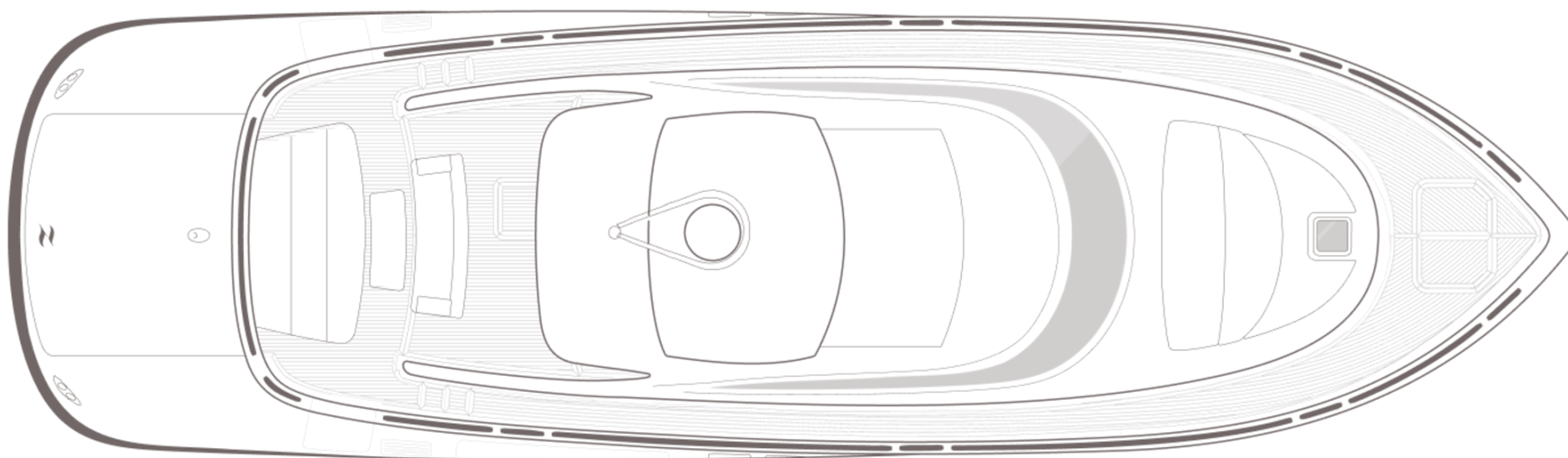
GARAGE

M/Y ZEELANDER 7

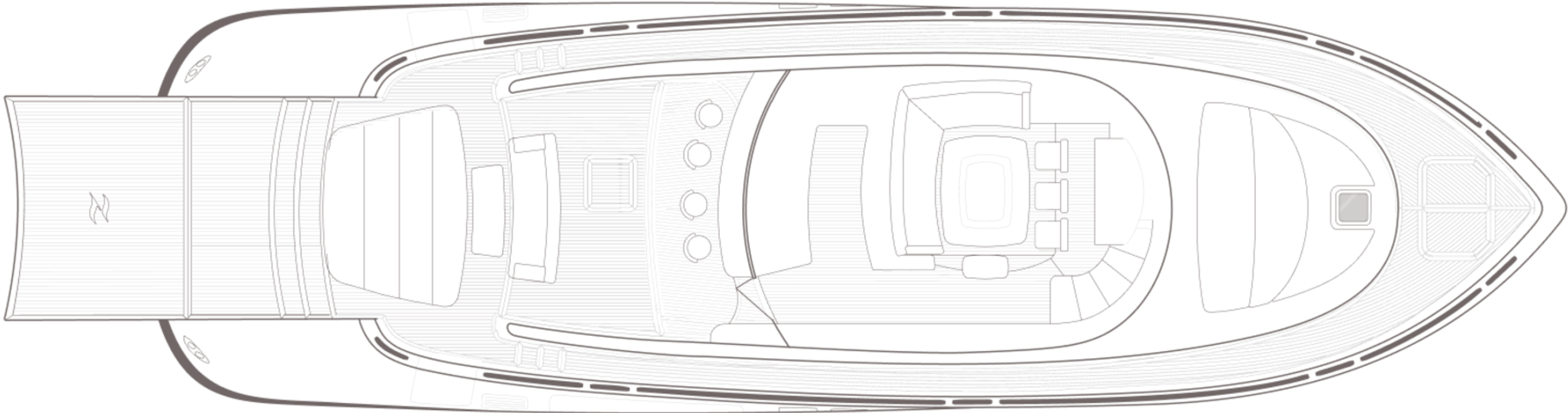
General Arrangement



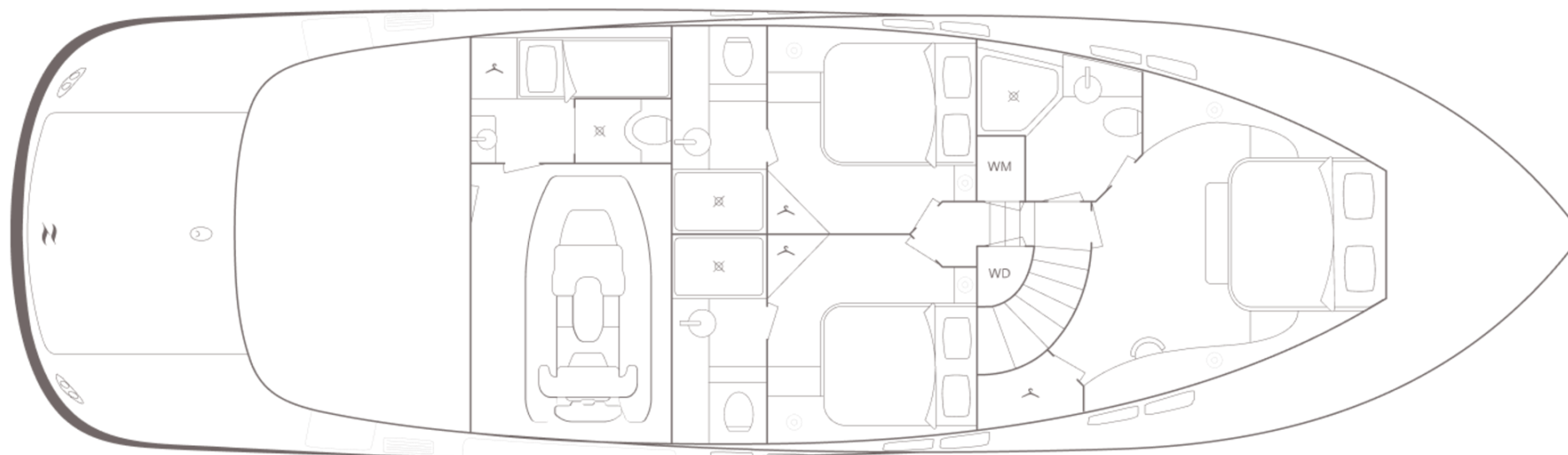
PROFILE



TOP VIEW



MAIN DECK



LOWER DECK



KIRILL KUATOV

+377 607 93 15 20

+39 333 576 44 44

 [Send e-mail](#)

 WhatsApp

 Telegram

[More information about M/Y Zeelander 7 at www.nauyachts.com](#)

[Watch video](#)