



New Build

NAU
YACHTS

WALLYPOWER58X

MOTOR YACHT

WALLY 17.4M

2027

FLAG -

MOTOR YACHT

WALLYPOWER58X



Wallypower58X - a motor yacht measuring 17.4 meters, combining exhilarating performance and the elegant Wally design. Built on the revolutionary **Wallypower58** platform, this yacht is equipped with four Mercury V12 Verado engines, each delivering 600 hp, for a total of 2,400 hp. This powerful setup allows for a top speed of 50 knots with low fuel consumption and a range of 320 nautical miles at a cruising speed of 38 knots.

The yacht features a deep V-hull, ensuring stability and excellent efficiency at high speeds. The Mercury Verado engines with a shallower draft are perfect for cruising in shallow waters, while the rotating gearboxes and joystick-controlled steering provide precise maneuvering when docking, even in confined spaces.

The **Wallypower58X** comes standard with folding terraces, which expand the aft area and maintain the spacious layout, despite the use of outboard engines. A hydraulic gangway allows for safe and easy access to the water, a feature first introduced on the **Wallypower 48X** and later on the **43X**.

The absence of inboard engines increases storage capacity, making the yacht ideal for long cruises or day trips. It can accommodate up to 12 guests on day cruises, offering comfortable space for one or two couples.

The **Wallypower58X** is classified by B + F RINA S.p.A., confirming it meets the highest maritime safety standards. The **Wallypower58X** is the perfect combination of speed, comfort, and innovative design.

[see more information about M/Y WALLYPOWER58X at www.nauyachts.com](http://www.nauyachts.com)

SPECIFICATION

SHIPYARD, MODEL	Wally Wallypower58X
BUILT	2027
LENGTH	17.4 m
WATERLINE LENGTH	15.8 m
HULL CONFIGURATION	PLANING
BEAM	5 m
RANGE	320
DRAFT	1.3 m
GROSS TONNAGE	N/A
YACHT CLASS	B+F RINA
CABINS	2
MASTER CABIN	LOWER DECK
GUESTS	2
BERTHS	2
CREW	N/A
HEADS	1

EXTERIOR DESIGN	LUCA BASSANI
INTERIOR DESIGN	WALLY
HULL	GRP
SUPERSTRUCTURE	CARBON FIBRE
ENGINES	4 x Mercury Verado V12 600 h.p.
TYPE OF DRIVE	OUTBOARD ENGINES
ENGINE HOURS	N/A
MAXIMUM SPEED	50 kn
CRUSING SPEED	38 kn
FUEL CONSUMPTION AT ECONOMICAL SPEED	~ 135 l/h
FUEL	4100 l
GREY WATER	N/A
BLACK WATER	N/A
FRESH WATER	450 l
DISPLACEMENT	26.8

[see more information about M/Y WALLYPOWER58X at www.nauyachts.com](http://www.nauyachts.com)



EXTERIOR WALLYPOWER58X

M/Y WALLYPOWER58X



EXTERIOR WALLYPOWER58X

M/Y WALLYPOWER58X



EXTERIOR WALLYPOWER58X

M/Y WALLYPOWER58X



EXTERIOR WALLYPOWER58X

M/Y WALLYPOWER58X



EXTERIOR WALLYPOWER58X

M/Y WALLYPOWER58X



EXTERIOR WALLYPOWER58X

M/Y WALLYPOWER58X



EXTERIOR WALLYPOWER58X

M/Y WALLYPOWER58X



EXTERIOR WALLYPOWER58X

M/Y WALLYPOWER58X



EXTERIOR WALLYPOWER58X

M/Y WALLYPOWER58X



EXTERIOR WALLYPOWER58X

M/Y WALLYPOWER58X



BOW AREA

M/Y WALLYPOWER58X



BOW AREA

M/Y WALLYPOWER58X



EXTERIOR WALLYPOWER58X

M/Y WALLYPOWER58X



AFT AREA

M/Y WALLYPOWER58X



AFT AREA

M/Y WALLYPOWER58X



OUTBOARD ENGINES

M/Y WALLYPOWER58X



OUTBOARD ENGINES

M/Y WALLYPOWER58X



MASTER CABIN


M/Y WALLYPOWER58X




LOWER DECK LOBBY

M/Y WALLYPOWER58X


General Arrangement



PROFILE



TOP VIEW



MAIN DECK



LOWER DECK V1



LOWER DECK V2



KIRILL KUATOV

+377 607 93 15 20

+39 333 576 44 44

 [Send e-mail](#)

 WhatsApp

 Telegram

[More information about M/Y WALLYPOWER58X at www.nauyachts.com](#)

[Watch video](#)