



Brokerage

NAU
YACHTS

TRUE RIVIERA

MOTOR YACHT PRINCESS 21.25M 2016

€1,750,000 (VAT paid)
FLAG -

MOTOR YACHT

TRUE RIVIERA



The motor yacht **TRUE RIVIERA**, built by **Princess Yachts** in 2016 and refitted in 2024, is a **Princess 68 Fly** model. Based in Monaco, she is offered with VAT paid, professionally crewed, and fully ready for operation.

She is powered by twin MAN 1400 hp engines, delivering reliable and stable performance. Onboard systems include a Cummins 20 kW generator, stabilization by Sleipner, and hydraulic bow and stern thrusters, ensuring easy maneuverability. The layout accommodates up to eight guests across four cabins on the lower deck. The full-beam master suite offers a high level of comfort, complemented by a forward VIP cabin, a twin cabin, and an additional guest cabin. A crew of two is accommodated separately.

The main saloon combines lounge and dining areas, with direct access to the aft cockpit, where an alfresco dining space is arranged. The flybridge serves as the primary outdoor living area, featuring sun loungers, a dining table, and a bar. A hardtop with an electric sunroof allows for adjustable light and ventilation.

The 2024 refit introduced a range of upgrades, including a new Williams tender, updated carpeting, an upgraded audio system, a flybridge sunroof, a Miele washer-dryer, dishwasher, Apple TV with a retractable screen, Starlink connectivity, and a Smeg barbecue.

TRUE RIVIERA represents a well-maintained and upgraded yacht, offering a balanced combination of comfort, functionality, and proven performance.

[see more information about M/Y TRUE RIVIERA at www.nauyachts.com](http://www.nauyachts.com)

SPECIFICATION

SHIPYARD, MODEL	Princess 68 Fly
BUILT	2016
LENGTH	21.25 m
WATERLINE LENGTH	17.09 m
HULL CONFIGURATION	PLANING
BEAM	5.38 m
RANGE	N/A
DRAFT	1.58 m
GROSS TONNAGE	N/A
YACHT CLASS	CE
CABINS	4+1
MASTER CABIN	LOWER DECK
GUESTS	8
BERTHS	8+2
CREW	2
HEADS	3+1

EXTERIOR DESIGN	PRINCESS YACHTS
INTERIOR DESIGN	PRINCESS YACHTS
HULL	GRP
SUPERSTRUCTURE	GRP
ENGINES	2 x MAN 1400 h.p.
TYPE OF DRIVE	SHAFT LINE
ENGINE HOURS	N/A
MAXIMUM SPEED	35 kn
CRUSING SPEED	26 kn
FUEL CONSUMPTION AT ECONOMICAL SPEED	~ 245 l/h
FUEL	4100 l
GREY WATER	N/A
BLACK WATER	N/A
FRESH WATER	1250 l
DISPLACEMENT	47

[see more information about M/Y TRUE RIVIERA at www.nauyachts.com](http://www.nauyachts.com)



EXTERIOR PRINCESS 68 FLY 2016 MY TRUE
RIVIERA

M/Y TRUE RIVIERA



SWIMMING PLATFORM

M/Y TRUE RIVIERA



SWIMMING PLATFORM

M/Y TRUE RIVIERA



AFT MAIN DECK DINING AREA

M/Y TRUE RIVIERA



AFT MAIN DECK DINING AREA

M/Y TRUE RIVIERA



AFT MAIN DECK DINING AREA

M/Y TRUE RIVIERA



FLYBRIDGE LOUNGE AREA

M/Y TRUE RIVIERA



FLYBRIDGE LOUNGE AREA

M/Y TRUE RIVIERA



FLYBRIDGE LOUNGE AREA

M/Y TRUE RIVIERA



FLYBRIDGE DINING AREA

M/Y TRUE RIVIERA



FLYBRIDGE DINING AREA

M/Y TRUE RIVIERA



SECOND HELM STATION

M/Y TRUE RIVIERA



SECOND HELM STATION

M/Y TRUE RIVIERA



SECOND HELM STATION

M/Y TRUE RIVIERA



MAIN SALON LOUNGE AREA

M/Y TRUE RIVIERA



MAIN SALON LOUNGE AREA

M/Y TRUE RIVIERA



MAIN SALON DINING AREA

M/Y TRUE RIVIERA




MAIN SALON DINING AREA

M/Y TRUE RIVIERA



GALLEY

M/Y TRUE RIVIERA



STAIRS FROM MD TO LD

M/Y TRUE RIVIERA



VIP CABIN

M/Y TRUE RIVIERA



VIP BATHROOM

M/Y TRUE RIVIERA



MASTER CABIN

M/Y TRUE RIVIERA



MASTER CABIN

M/Y TRUE RIVIERA



MASTER BATHROOM

M/Y TRUE RIVIERA



VIP CABIN

M/Y TRUE RIVIERA



VIP BATHROOM

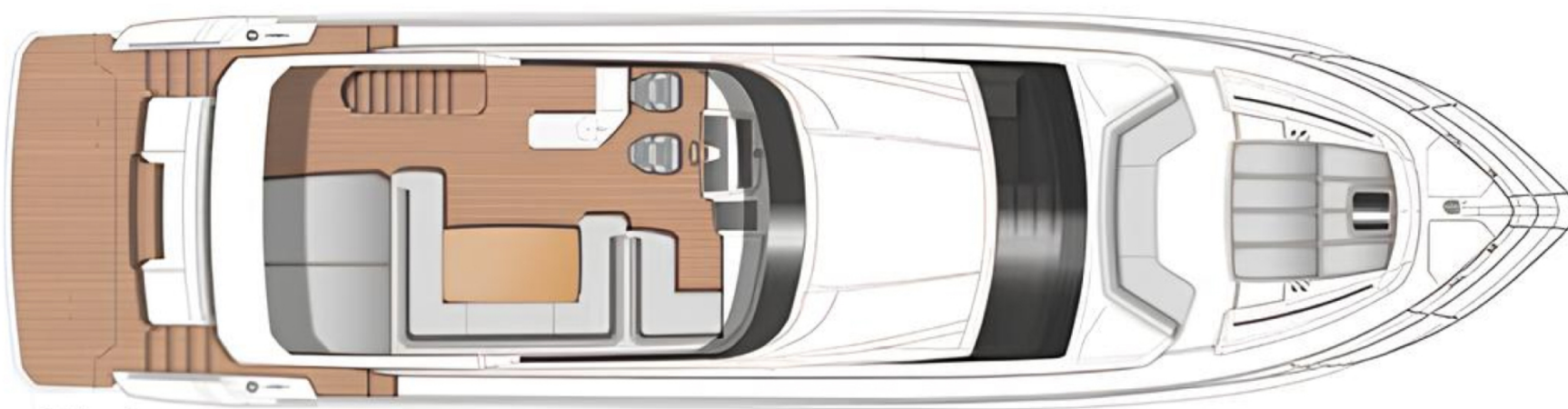
M/Y TRUE RIVIERA



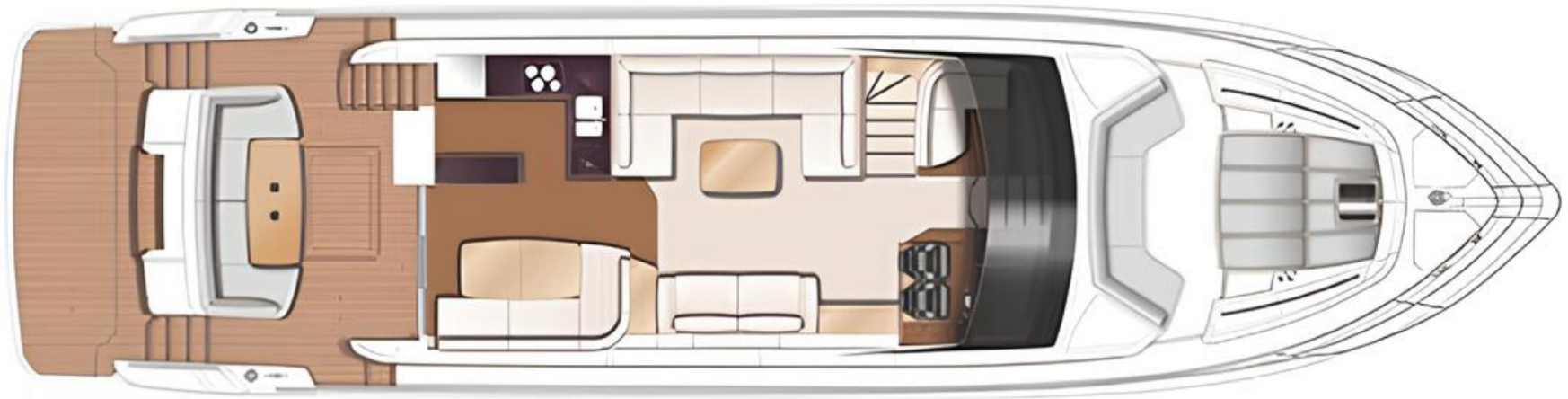
GUEST CABIN

M/Y TRUE RIVIERA

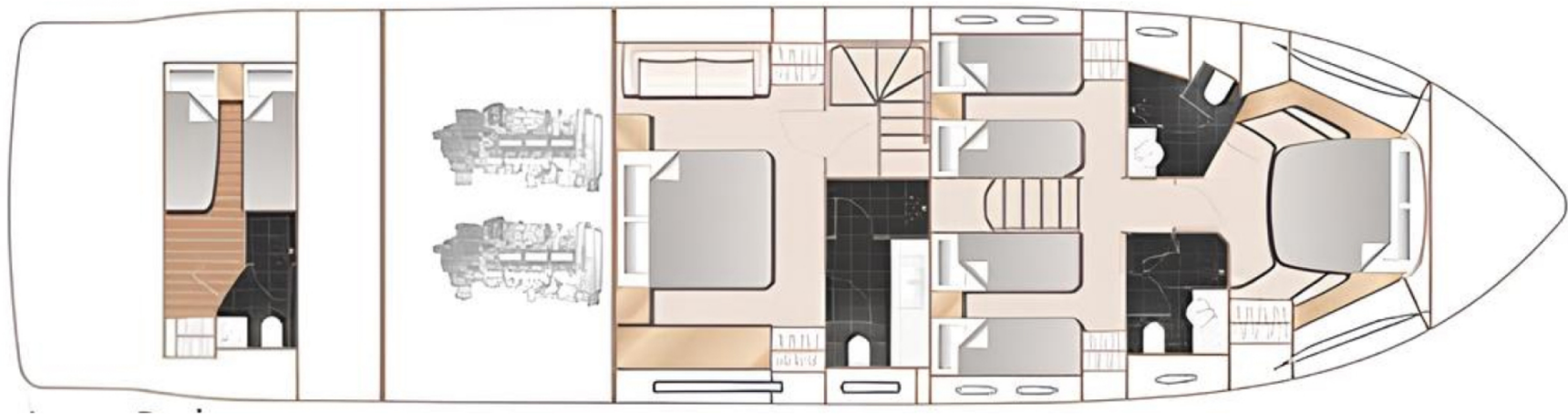
General Arrangement



FLYBRIDGE



MAIN DECK



LOWER DECK



KIRILL KUATOV

+377 607 93 15 20

+39 333 576 44 44

[Send e-mail](#)

[WhatsApp](#)

[Telegram](#)