



Brokerage

NAU
YACHTS

PLAYA


MOTOR YACHT LYNX 27.4M 2018

€5,500,000

FLAG - CAYMAN ISLANDS

MOTOR YACHT

PLAYA



The motor yacht **PLAYA**, built by **Lynx Yachts** in 2018, is a **YXT 27** model - a multifunctional support vessel that combines the practicality of a shadow yacht with the comfort typically found on motor yachts.

Constructed with a steel hull and superstructure, her full-displacement design ensures durability and stability on long-range passages. With a gross tonnage of approximately 140 GT, she offers robust capabilities for extended operations. Naval architecture is by **DIANA Yacht Design**, exterior design by **Bernd Weel Design**, and the interior was completed by the shipyard.

She is powered by twin Caterpillar C-12 ACERT engines, each delivering around 850 hp, providing a top speed of up to 14 knots and a cruising speed of approximately 12.5 knots. With a range of about 1,000 nautical miles, **PLAYA** is well suited for supporting a primary yacht on extended voyages.

The layout accommodates up to four guests across two cabins, including a VIP cabin, along with dedicated accommodation for crew and technical staff. Interior spaces include a main saloon and practical living areas designed for extended stays on board.

A key feature of **PLAYA** is her expansive aft working deck, designed to carry tenders, water toys, equipment, and expedition gear. This versatile area also doubles as a beach club, providing direct access to the water.

An additional highlight is the onboard wellness area, which includes a gym, sauna, steam room, and even a hyperbaric chamber - an uncommon feature in this segment, tailored for active lifestyles and recovery.

PLAYA offers a unique combination of support vessel functionality and yacht-level comfort, making her an ideal platform for logistics, extended cruising, and enhancing the capabilities of a larger mothership.

[see more information about M/Y PLAYA at www.nauyachts.com](http://www.nauyachts.com)

SPECIFICATION

SHIPYARD, MODEL	Lynx YXT 27
BUILT	2018
LENGTH	27.4 m
WATERLINE LENGTH	23.25 m
HULL CONFIGURATION	DISPLACEMENT
BEAM	7.1 m
RANGE	1900
DRAFT	1.8 m
GROSS TONNAGE	110 GT
YACHT CLASS	RINA
CABINS	2+2
MASTER CABIN	LOWER DECK
GUESTS	4
BERTHS	4+4
CREW	4
HEADS	2+1

EXTERIOR DESIGN	BERND WEEL DESIGN
INTERIOR DESIGN	LYNX YACHTS
HULL	STEEL
SUPERSTRUCTURE	ALUMINIUM
ENGINES	2 x Caterpillar C-12 ACER 850 h.p.
TYPE OF DRIVE	SHAFT LINE
ENGINE HOURS	N/A
MAXIMUM SPEED	15 kn
CRUSING SPEED	12.5 kn
FUEL CONSUMPTION AT ECONOMICAL SPEED	~ 320 l/h
FUEL	15300 l
GREY WATER	N/A
BLACK WATER	N/A
FRESH WATER	4000 l
DISPLACEMENT	120

[see more information about M/Y PLAYA at www.nauyachts.com](http://www.nauyachts.com)



EXTERIOR LYNX YXT 27 2018 MY PLAYA

M/Y PLAYA



EXTERIOR LYNX YXT 27 2018 MY PLAYA

M/Y PLAYA



EXTERIOR LYNX YXT 27 2018 MY PLAYA

M/Y PLAYA



SWIMMING PLATFORM

M/Y PLAYA



SWIMMING PLATFORM

M/Y PLAYA



AFT MAIN DECK LOUNGE AREA

M/Y PLAYA



AFT MAIN DECK LOUNGE AREA

M/Y PLAYA



AFT MAIN DECK GARAGE

M/Y PLAYA



AFT MAIN DECK GARAGE

M/Y PLAYA



AFT MAIN DECK LOUNGE AREA

M/Y PLAYA



AFT MAIN DECK LOUNGE AREA

M/Y PLAYA



AFT MAIN DECK LOUNGE AREA

M/Y PLAYA



MAIN DECK GRILL

M/Y PLAYA



MAIN SALON LOUNGE AREA

M/Y PLAYA



MAIN SALON LOUNGE AREA

M/Y PLAYA



MAIN HELM STATION

M/Y PLAYA



MAIN HELM STATION

M/Y PLAYA



GUEST CABIN

M/Y PLAYA



GUEST CABIN

M/Y PLAYA



GUEST BATHROOM

M/Y PLAYA



GUEST BATHROOM

M/Y PLAYA



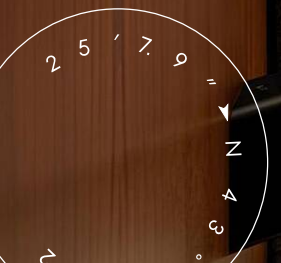
GALLEY

M/Y PLAYA



GALLEY

M/Y PLAYA



CREW CABIN

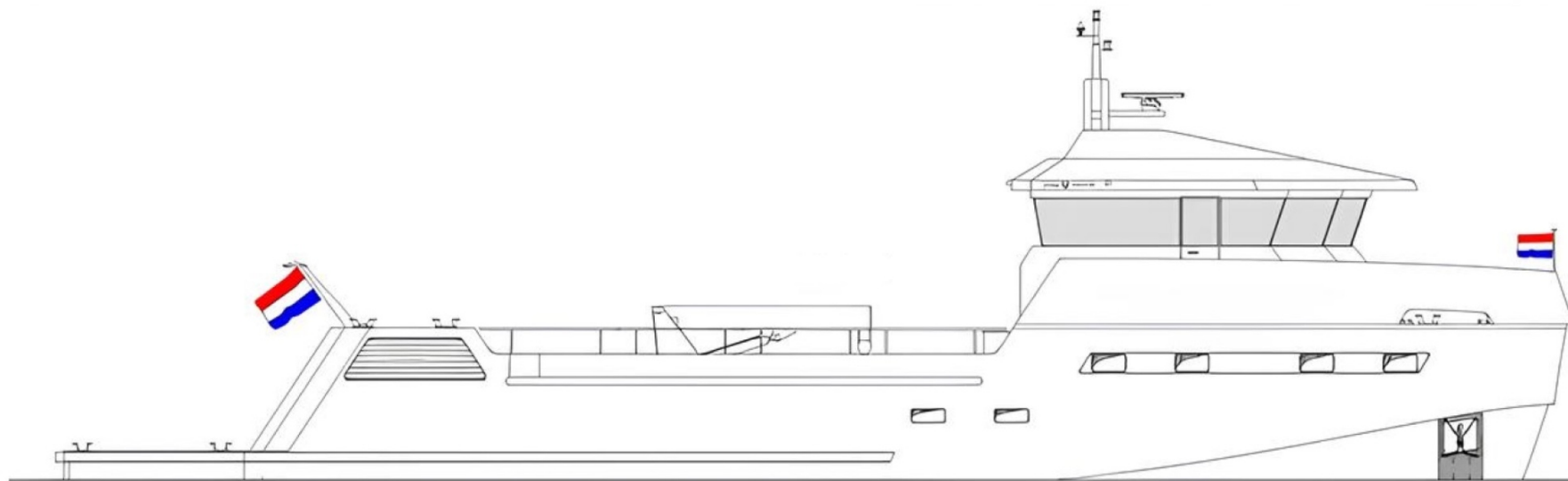
M/Y PLAYA



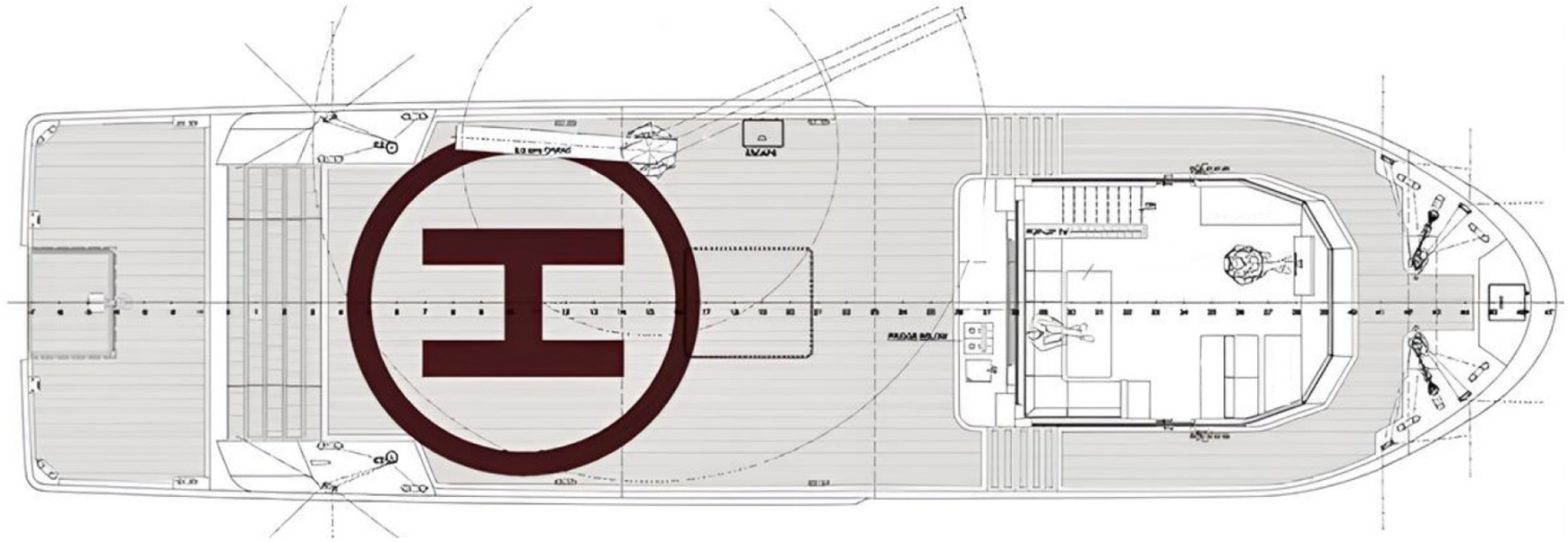
BEACH CLUB

M/Y PLAYA

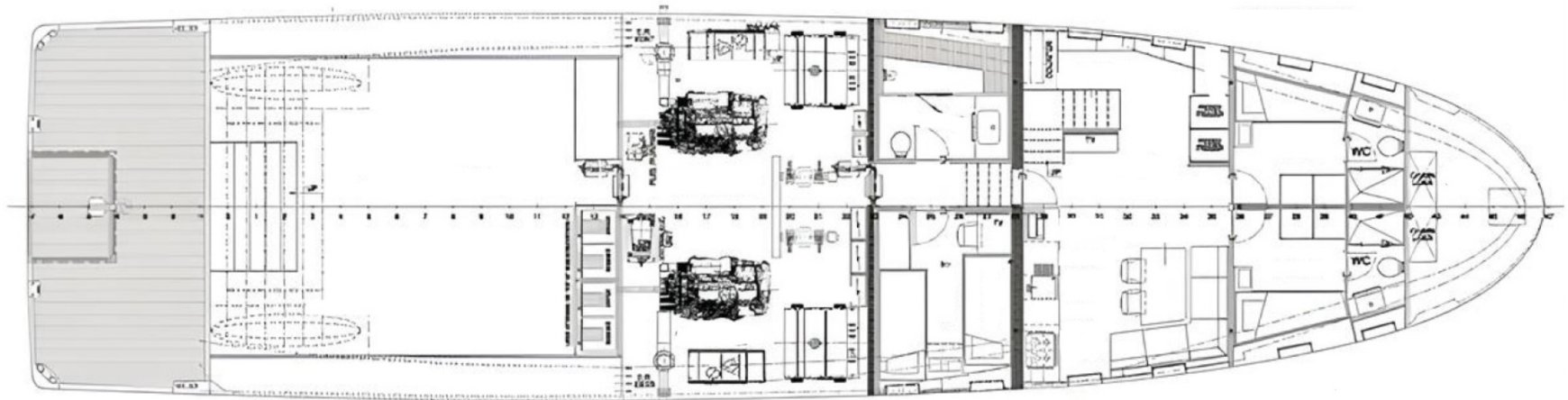
General Arrangement



PROFILE



MAIN DECK



LOWER DECK



KIRILL KUATOV

+377 607 93 15 20

+39 333 576 44 44

[Send e-mail](#)

[WhatsApp](#)

[Telegram](#)