



Brokerage

NAU
YACHTS

CLAUDIA'S

MOTOR YACHT MANGUSTA (OVERMARINE) 28.3M 2009

€2,450,000 (VAT paid)
FLAG - MALTA

MOTOR YACHT

CLAUDIA'S



CLAUDIA'S is a 28.27-metre high-performance planing motor yacht delivered in 2009 by **Mangusta (Overmarine)**. Designed by Stefano Righini, she combines striking styling, dynamic performance, and a well-balanced layout.

Accommodation is arranged for up to 9 guests across four staterooms. The full-beam master suite features an en-suite bathroom and walk-in wardrobe, complemented by a full-beam VIP cabin, a double cabin, and a twin cabin with an additional Pullman berth - each with its own en-suite facilities.

Powered by twin MTU 16V2000 M93 diesel engines (2,433 hp each, approx. 1,450 hours), **CLAUDIA'S** delivers strong performance typical of the Mangusta range.

Power is supported by twin Kohler generators (27 kW each, 230V AC / 24V DC).

Climate control is managed via a Frig-IT air conditioning system with three compressors.

Technical equipment includes a 27 kW bow thruster, twin Idromar watermakers (200 l/h each), a fuel polishing system, and a HAMANN wastewater treatment system.

The yacht has been consistently maintained, with regular servicing of the MTU engines and Kohler generators, maintenance of Kamewa waterjet systems, replacement of sea valves, cleaning of fuel and water tanks, and upgrades to audiovisual equipment.

The aft garage accommodates a Williams Turbojet 385 tender and a Yamaha jet ski, enhancing onboard versatility.

CLAUDIA'S is compliant with Maritime and Coastguard Agency (MCA) Category 2 requirements and is registered under the Malta flag.

Combining high-speed capability, solid engineering, and a practical layout,

CLAUDIA'S represents an efficient solution for both private use and charter operations.

[see more information about M/Y CLAUDIA'S at www.nauyachts.com](http://www.nauyachts.com)

SPECIFICATION

SHIPYARD, MODEL	Mangusta (Overmarine) 92
BUILT	2009
LENGTH	28.3 m
WATERLINE LENGTH	23.98 m
HULL CONFIGURATION	PLANING
BEAM	6.6 m
RANGE	950
DRAFT	1.2 m
GROSS TONNAGE	95 GT
YACHT CLASS	CE
CABINS	4+2
MASTER CABIN	LOWER DECK
GUESTS	9
BERTHS	9+4
CREW	4
HEADS	4+2

EXTERIOR DESIGN	STEFANO RIGHINI
INTERIOR DESIGN	OVERMARINE GROUP
HULL	GRP
SUPERSTRUCTURE	GRP
ENGINES	2 x MTU 16V2000 M93 2433 h.p.
TYPE OF DRIVE	SHAFT LINE
ENGINE HOURS	1450 h
MAXIMUM SPEED	33 kn
CRUISING SPEED	28 kn
FUEL CONSUMPTION AT ECONOMICAL SPEED	~ 700 l/h
FUEL	8800 l
GREY WATER	600 l
BLACK WATER	500 l
FRESH WATER	1400 l
DISPLACEMENT	77

[see more information about M/Y CLAUDIA'S at www.nauyachts.com](http://www.nauyachts.com)



EXTERIOR MANGUSTA 95 2009 MY CLAUDIA'S

M/Y CLAUDIA'S



BOW LOUNGE AREA

M/Y CLAUDIA'S



COCKPIT SEATING AREA

M/Y CLAUDIA'S



COCKPIT SEATING AREA

M/Y CLAUDIA'S



COCKPIT SEATING AREA

M/Y CLAUDIA'S



COCKPIT SEATING AREA

M/Y CLAUDIA'S



MAIN SALON LOUNGE AREA

M/Y CLAUDIA'S



MAIN SALON LOUNGE AREA

M/Y CLAUDIA'S



VIP CABIN

M/Y CLAUDIA'S



MASTER CABIN

M/Y CLAUDIA'S



MASTER CABIN

M/Y CLAUDIA'S



GUEST CABIN

M/Y CLAUDIA'S



VIP CABIN

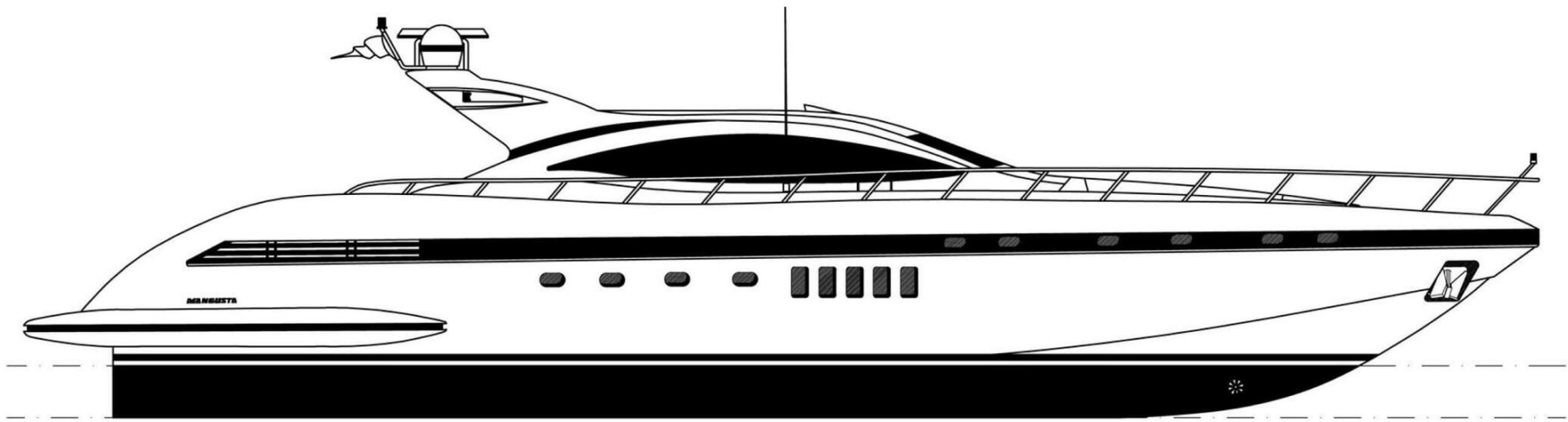
M/Y CLAUDIA'S



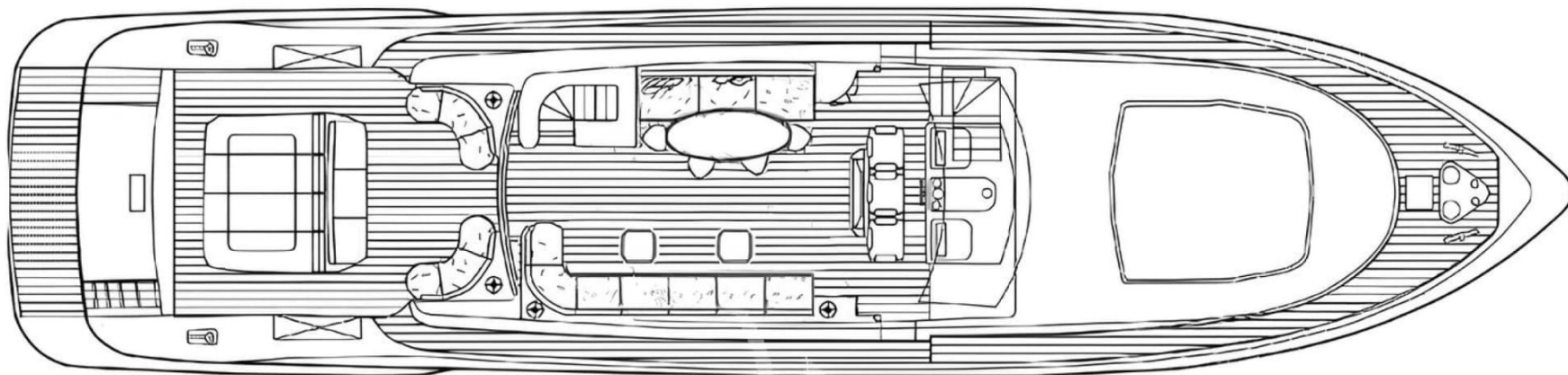
GALLEY

M/Y CLAUDIA'S

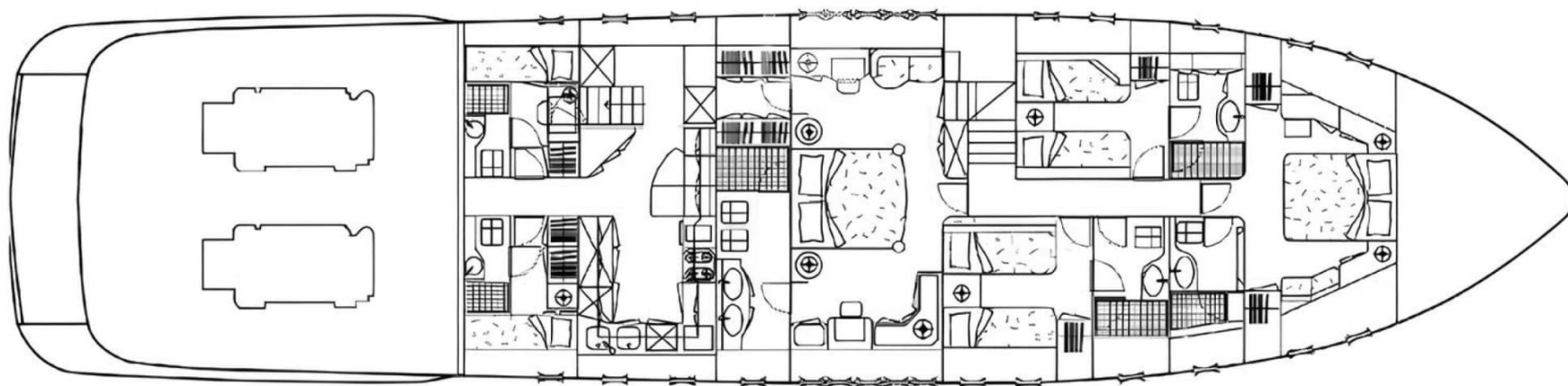
General Arrangement



PROFILE



MAIN DECK



LOWER DECK



KIRILL KUATOV

+377 607 93 15 20

+39 333 576 44 44

[Send e-mail](#)

[WhatsApp](#)

[Telegram](#)